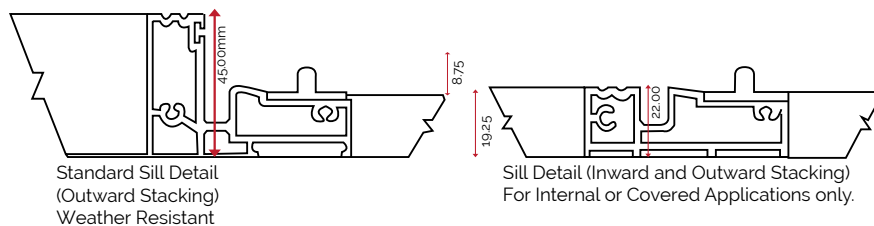


# WINDOWS | Stack Away Window

Proven performance and reliability – that's what you look for in sliding windows. Our aluminium sliding windows have both! They are stylish, secure, durable and a quality addition to any home. Sliding folding windows offer many benefits.

## Features

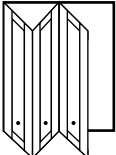
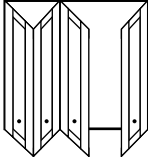
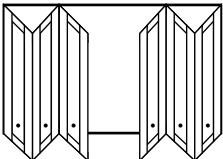
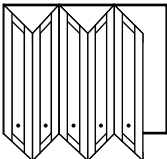
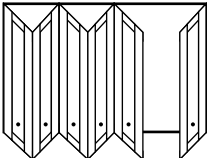
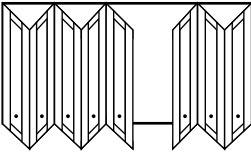
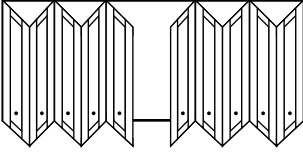
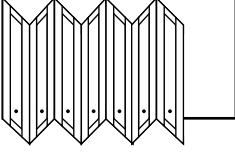
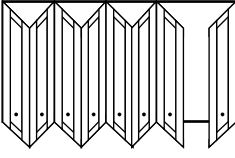
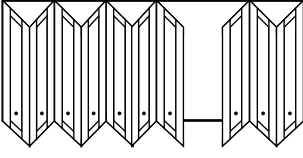
- Smooth, quiet sliding motion for ease of opening and closing
- Strength and durability
- Security
- Weatherproof
- Improved airflow that you can regulate according to your needs
- Easy to clean and maintain
- Wide range of colours to suit your interior and exterior materials and designs



SILL DETAILS: Sill used for level floor option.



# WINDOWS | Stack Away Window

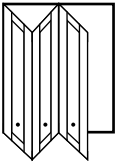
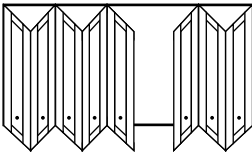
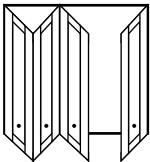
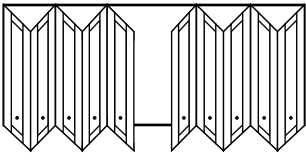
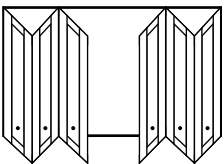
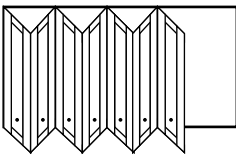
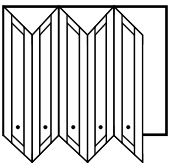
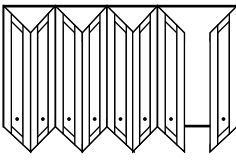
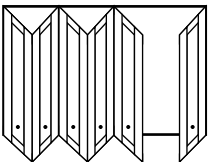
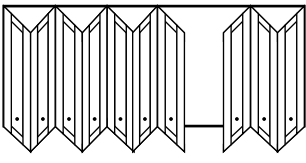
	Up to 1800(h) TSG		Up to 1800(h) TSG
		Up to 1.8m 1.8m - 2.1m 2.1m - 2.4m 2.4m - 2.7m	
3 Panel		1.8m - 2.1m 2.1m - 2.4m 2.4m - 2.7m 2.7m - 3.0m 3.0m - 3.3m 3.3m - 3.6m 3.6m - 3.9m	
			
3 + 1 Panel			
			
3 + 3 Panel			
			
5 Panel			
			
5 + 1 Panel			
			
5 + 3 Panel			
			
5 + 5 Panel			
			
7 Panel			
			
7 + 1 Panel			
			
7 + 3 Panel			

Can accommodate Laminated Safety Glass, Toughened Safety Glass and Double Glazing.

## STANDARD FINISH AND SPECIAL COLOURS

- Standard Finishes in all regions are Bronze Powder Coated, White Powder Coated and Natural Anodised
- Special Colours Type 1 add 5% on standard price
- Special Colours Type 2 add 10% on standard price
- A list of Type 1 and Type 2 special colours are available on request

# WINDOWS | Energy Efficient Stack Away Window

	Up to 1800(h) 6mm Low-E TSG		Up to 1800(h) 6mm Low-E TSG
			
3 Panel	Up to 1.8m 1.8m - 2.1m 2.1m - 2.4m 2.4m - 2.7m	5 + 3 Panel	3.9m - 4.2m 4.2m - 4.5m 4.5m - 4.8m 4.8m - 5.1m 5.1m - 5.4m 5.4m - 5.7m 5.7m - 6.0m 6.0m - 6.3m 6.3m - 6.6m
	1.8m - 2.1m 2.1m - 2.4m 2.4m - 2.7m 2.7m - 3.0m 3.0m - 3.3m 3.3m - 3.6m 3.6m - 3.9m		5.1m - 5.4m 5.4m - 5.7m 5.7m - 6.0m 6.0m - 6.3m 6.3m - 6.6m
3 + 1 Panel		5 + 5 Panel	
	3.0m - 3.3m 3.3m - 3.6m 3.6m - 3.9m 3.9m - 4.2m 4.2m - 4.5m 4.5m - 4.8m 4.8m - 5.1m 5.1m - 5.4m 5.4m - 5.7m		3.3m - 3.6m 3.6m - 3.9m 3.9m - 4.2m 4.2m - 4.5m 4.5m - 4.8m 4.8m - 5.1m 5.1m - 5.4m 5.4m - 5.7m 5.7m - 6.0m 6.0m - 6.3m 6.3m - 6.6m
3 + 3 Panel		7 Panel	
	2.4m - 2.7m 2.7m - 3.0m 3.0m - 3.3m 3.3m - 3.6m 3.6m - 3.9m 3.9m - 4.2m 4.2m - 4.5m 4.5m - 4.8m		3.9m - 4.2m 4.2m - 4.5m 4.5m - 4.8m 4.8m - 5.1m 5.1m - 5.4m 5.4m - 5.7m 5.7m - 6.0m 6.0m - 6.3m 6.3m - 6.6m
5 Panel		7 + 1 Panel	
	3.0m - 3.3m 3.3m - 3.6m 3.6m - 3.9m 3.9m - 4.2m 4.2m - 4.5m 4.5m - 4.8m 4.8m - 5.1m 5.1m - 5.4m 5.4m - 5.7m		5.1m - 5.4m 5.4m - 5.7m 5.7m - 6.0m 6.0m - 6.3m 6.3m - 6.6m
5 + 1 Panel		7 + 3 Panel	

Can accommodate Laminated Safety Glass, Toughened Safety Glass and Double Glazing.

## STANDARD FINISH AND SPECIAL COLOURS

- Standard Finishes in all regions are Bronze Powder Coated, White Powder Coated and Natural Anodised
- Special Colours Type 1 add 5% on standard price
- Special Colours Type 2 add 10% on standard price
- A list of Type 1 and Type 2 special colours are available on request